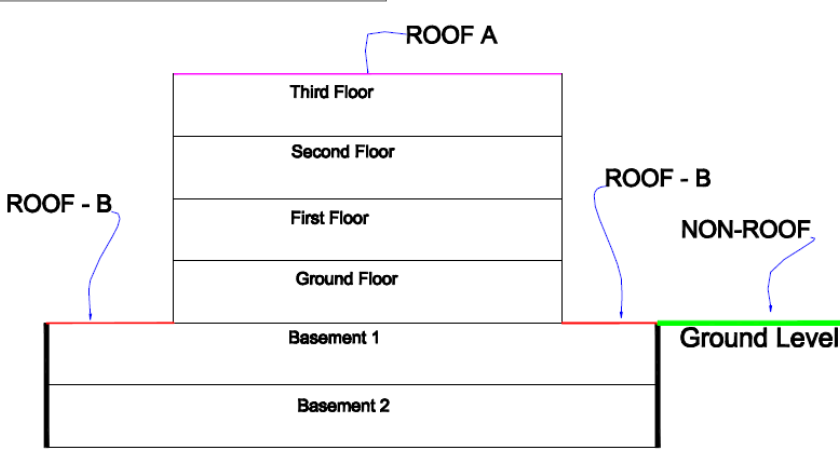
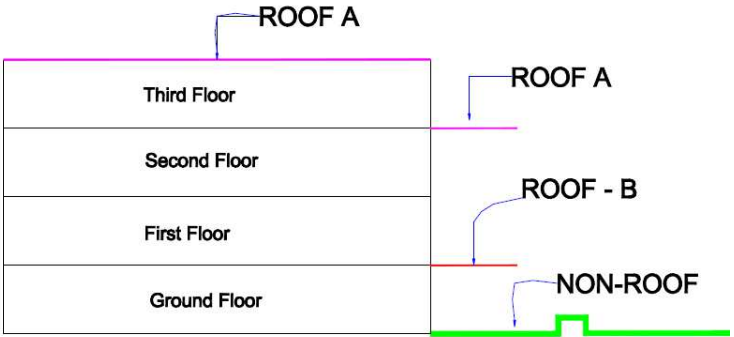


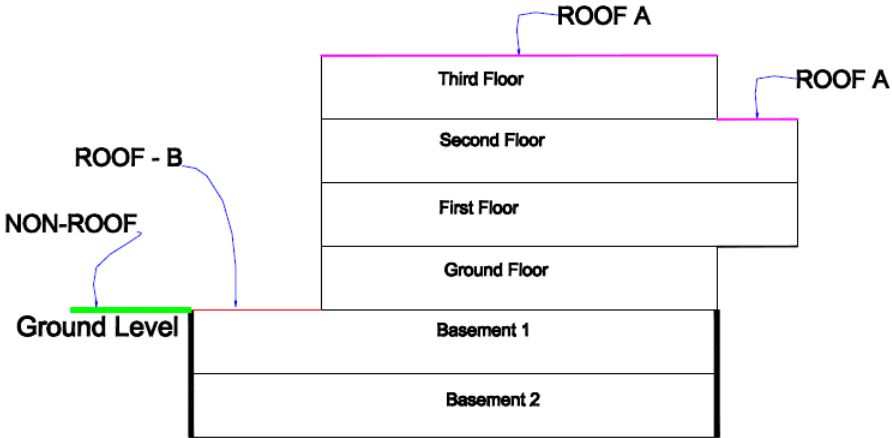
Case 1



Case 2



Case 3



Case 4

ROOF

ROOF A:

Any surface area which is exposed to sky shall be considered as 'Roof'. To meet the requirements, use high SRI materials or high albedo materials with SRI more than 78 or vegetation

ROOF B:

Even if part of the basement slab exposed to sky, such slab area shall come under 'Roof' and shall use hardscape materials with an SRI of atleast 29 (and not higher than 64) or open grid pavers or grass pavers or vegetation

Note:

Functional areas such as drive ways, ramps (part of ROOF -B) can be excluded from calculations.

NON-ROOF

Any impervious surface area which is in contact with ground and exposed to sky, shall be considered as 'Non-roof'. Such areas include uncovered surface parking, roads, drive ways, walkways, foot paths, pavements and other impervious areas within the project site.

To meet the requirements, the project shall consider 'open grid pavers' or 'grass pavers' or 'vegetation' or 'Tree cover' or Hardscape materials with an SRI of atleast 29 (and not higher than 64)

Note:

Driveways / footpaths /walkways on Non-roof should be included in calculations